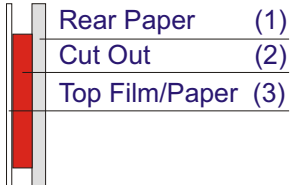



The stickers (Front View)




The stickers (Side View)



The Procedure to USE THE CUT OUT DECALS
 1) First Hold OR Keep the Decal on flat surface UP SIDE DOWN.



2) Now BEND THE REAR PAPER 180° & PEAL OUT KEEPING THE CUT OUT ON FILM



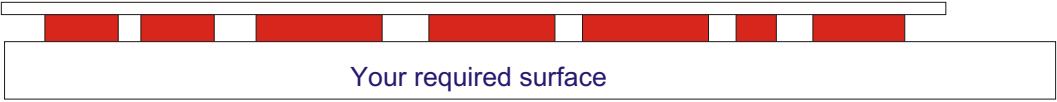
3) Now the Decal will look like this



4) Now stick the same on required surface



5) Now Press Hard so that the Decal stick to surface



6) Now Remove the Film/paper

